

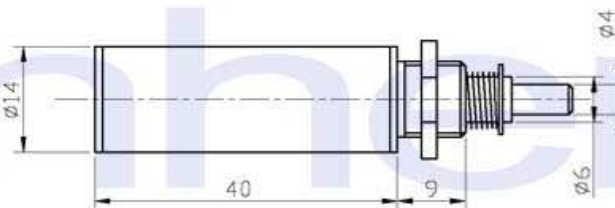
ZHT-1440L/S Tubular Solenoid

ISO/TS16949 ISO9000 ISO14000
RoHS REACH CE UL VDE TÜV



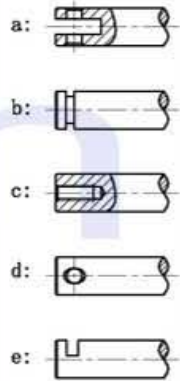
总重量 Total Weight: 42g
应用范围: 用于测试机, 流水线等
APPLICATION: Test Machine, Assembly Line

类型: 拉式 TYPE: PULL

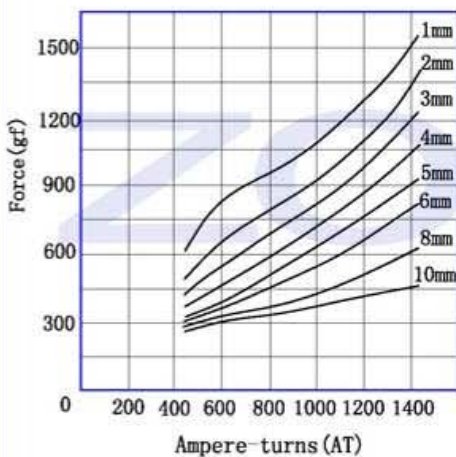


单位:mm Units:mm 通电状态 Shown Energized

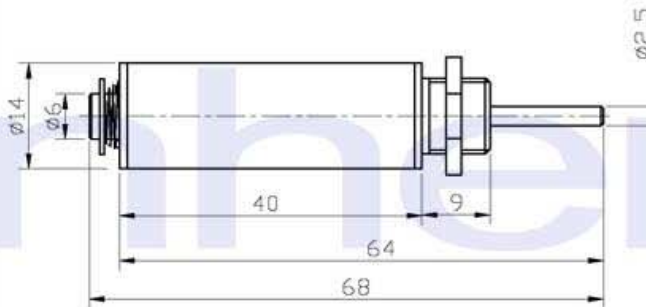
滑杆外部与负载连接的典型结构
plunger type:



安匝/吸引力
AMPERE-TURNS Vs FORCE

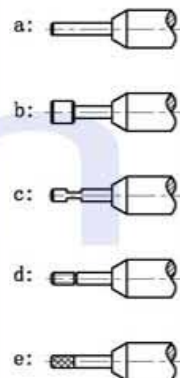


类型: 推式 TYPE: PUSH

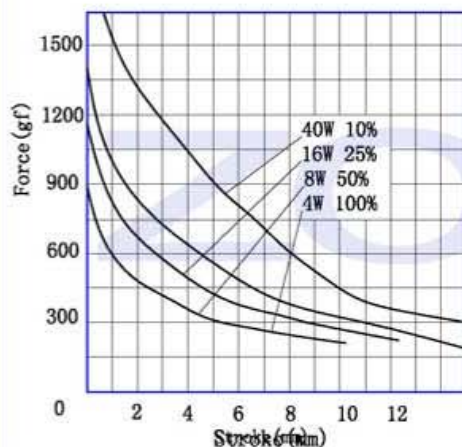


单位:mm Units:mm 通电状态 Shown Energized

顶杆外部与负载连接的典型结构
push shaft type:



行程/吸引力
STROKE Vs FORCE



COIL DATA 线圈资料

| 工作周期 (%) = $\frac{\text{工作时间}}{\text{工作时间} + \text{断开时间}} \times 100\%$ Duty cycle (%) = $\frac{\text{"ON" time}}{\text{"ON" time} + \text{"OFF" time}} \times 100\%$ | 连续 Continuous 100% | 间断 Or less 50% | 间断 Or less 25% | 间断 Or less 10% | | |
|--|------------------------------------|----------------------|----------------------|----------------------|----|-----|
| 最大工作时间(秒) MAX. "on" time in seconds | ∞ | 50 | 18 | 3 | | |
| 瓦特(W) (20°C) Watts at 20°C | 4 | 8 | 16 | 40 | | |
| 安匝数AT(20°C) Ampere-turns at 20°C | 526 | 745 | 1044 | 1511 | | |
| 型号 Type no. | 阻值(20°C) Resistance (Ω) ±10% | 线圈匝数 No. Turns | 电压(VDC) VoltS DC | | | |
| ZHT-1440L-XX A XX | 9 | 789 | 6 | 8.5 | 12 | 19 |
| L S 拉Pull 推Push | 36 | 1578 | 12 | 17 | 24 | 38 |
| 电压Voltage (V) | 144 | 3132 | 24 | 34 | 48 | 76 |
| 系列号Serial No.: A, B, C... | 576 | 5727 | 48 | 68 | 96 | 152 |
| 电阻Resistance (Ω) | | | | | | |